


**QUARTERLY PHYSICAL REPORT OF OPERATION**  
**For the Quarter Ending DECEMBER 2015**

**Department** : SUC  
**Agency/OU** : ABRA STATE INSTITUTE OF SCIENCES AND TECHNOLOGY  
**Fund** :


Program / Activity/ Project MFO (1)	Performance Measures (2)	Physical Target (3)	Accomplishment (4)	Variance (5)	Remarks (6)
<b>MFO 1: Advanced and Higher Education</b>					
<b>Performance Indicator 1:</b> Percentage of total graduates that are in Priority Courses		8.21% (70/853)	0.00%	0.00%	All graduates are reported last 2nd Quarter
<b>Performance Indicator 2:</b> Average Passing % of Licensure Exams by SUC Graduates / National Average percentage passing across all disciplines covered by the SUC		72%	100.58%	39.69%	$(100.58\% - 72\%) / 72\% = 39.69\%$
<b>Performance Indicator 3:</b> Percentage of programs accredited		43.48%	45.83%	5.40%	$(45.83\% - 43.48\%) / 43.48\% = 5.40\%$
<b>Performance Indicator 4:</b> Percentage of graduates who finished academic program according to the prescribed timeframe		67.42%	92.50%	37.20%	$(92.50\% - 67.42\%) / 67.42\% = 37.20\%$
<b>MFO 2: Research Services</b>					
<b>Performance Indicator 1:</b> Number of Research Studies Completed		11	2	(80.82%)	$(2 - 11) / 11 = (80.82\%)$
<b>Performance Indicator 2:</b> Percentage of Research Projects completed in the last 3 years		31.25%	100%	220%	$(100\% - 31.25\%) / 31.25\% = 220\%$
<b>Performance Indicator 3:</b> Percentage of Research outputs presented in local, regional, national or international fora		93.40%	100%	7.07%	$(100\% - 93.40\%) / 93.40\% = 7.07\%$

Program / Activity/ Project MFO (1)	Performance Measures (2)	Physical Target (3)	Accomplishment (4)	Variance (5)	Remarks (6)
<p><b>Performance Indicator 4:</b> Percentage of research projects completed with the original project timeframe</p> <p><b>MFO 3: Technical Advisory Extension Services</b></p> <p><b>Performance Indicator 1:</b> Number of persons trained weighted by the length of training</p> <p><b>Performance Indicator 2:</b> Number of persons provided with technical advice</p> <p><b>Performance Indicator 3:</b> Percentage of trainees who rate training course as good or better</p> <p><b>Performance Indicator 4:</b> Percentage of clients who rate the advisory services as good or better</p> <p><b>Performance Indicator 5:</b> Percentage of Requests for Training responded to within 3 days of request</p> <p><b>Performance Indicator 6:</b> Percentage of Requests for Technical advice that are responded to within 3 days</p> <p><b>Performance Indicator 7:</b> Percentage of persons who received training or advisory services who rate timeliness of service delivery as good or better</p>		<p>79.45%</p> <p>66.25</p> <p>83</p> <p>58%</p> <p>58%</p> <p>58%</p> <p>45%</p> <p>85%</p>	<p>100%</p> <p>316.25</p> <p>171</p> <p>95.65%</p> <p>100%</p> <p>17</p> <p>100%</p> <p>94.91%</p>	<p>25.87%</p> <p>377.36%</p> <p>106.02%</p> <p>64.91%</p> <p>72.41%</p> <p>70%</p> <p>122.22%</p> <p>11.66%</p>	<p>(100%-79.45%)/79.45%=25.87%</p> <p>(316.25-66.25)/66.25=377.36%</p> <p>(171-83)/83=106.02%</p> <p>(95.65%-58%)/58%=64.91%</p> <p>(100%-58%)/58%=72.41%</p> <p>(17-10)/10=70%</p> <p>(100%-45%)/45%=122.22%</p> <p>(94.91%-85%)/85%=11.66%</p>


Prepared by :

  
**DR. PABLO B. BOSE, JR.**  
 Acting Director, Planning and Development  
 Date: 1/20/2016

In coordination with

  
**ROGER B. BAJO**  
 Acting Budget Officer  
 Date: 1/20/2016

Approved by:

  
**DR. AURELIO V. LABANEN**  
 SUC President II  
 Date: 1/20/2016