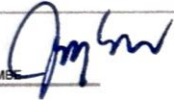




**QUARTERLY REPORT OF REVENUE AND OTHER RECEIPTS**  
As at the Quarter Ending September 30, 2025


Department : State Universities and Colleges (SUCs)  
 Agency/Entity : Abra State Institute of Science and Technology  
 Operating Unit : < not applicable >  
 Organization Code (UACS) : 08 015 0000000  
 Fund Cluster : 05 - Internally Generated Funds

Classification/Sources of Revenue and Other Receipts	UACS CODE	REVENUE TARGET (Annual) per BESF	Actual Revenue and Other Receipts Collections					Cumulative Remittance/Deposits to Date			Variance		Remarks
			1st Quarter Ending March 31	2nd Quarter Ending June 30	3rd Quarter Ending September 30	4th Quarter Ending December 31	Total	Remittance to BTr	Deposited with AGDB	Total	Amount	%	
1	2	3	4	5	6	7	8=(4+5+6+7)	9	10	11=(9+10)	12=(8-3)	13=(12/3)	14
Internally Generated Funds		80,235,000.00	4,627,763.00	30,532,429.72	4,940,295.00	0.00	40,100,487.72	0.00	0.00	0.00	(40,134,512.28)	-50 %	
Revenue Collections		80,235,000.00	4,598,815.00	30,363,419.00	4,873,110.00	0.00	39,835,344.00	0.00	0.00	0.00	(40,399,656.00)	-50 %	
Cash Revenue		80,235,000.00	4,598,815.00	30,363,419.00	4,873,110.00	0.00	39,835,344.00	0.00	0.00	0.00	(40,399,656.00)	-50 %	
Non-Tax		80,235,000.00	4,598,815.00	30,363,419.00	4,873,110.00	0.00	39,835,344.00	0.00	0.00	0.00	(40,399,656.00)	-50 %	
Tuition Fees	4020201001	0.00	1,264,805.00	16,792,900.00	784,070.00	0.00	18,841,775.00	0.00	0.00	0.00	18,841,775.00	0 %	
Income Collected from Students	4020201002	0.00	3,334,010.00	13,570,519.00	4,089,040.00	0.00	20,993,569.00	0.00	0.00	0.00	20,993,569.00	0 %	
Other School Fees	4020201099	80,235,000.00	0.00	0.00	0.00	0.00	0.00	0.00	0.00	0.00	(80,235,000.00)	-100 %	
Non-Revenue Collections/Other Receipts		0.00	28,948.00	169,010.72	67,185.00	0.00	265,143.72	0.00	0.00	0.00	265,143.72	0 %	
Cash Receipts		0.00	28,948.00	169,010.72	67,185.00	0.00	265,143.72	0.00	0.00	0.00	265,143.72	0 %	
Non-Tax		0.00	0.00	0.00	0.00	0.00	0.00	0.00	0.00	0.00	0.00	0 %	
Others	4020221099	0.00	0.00	0.00	0.00	0.00	0.00	0.00	0.00	0.00	0.00	0 %	
Others		0.00	28,948.00	169,010.72	67,185.00	0.00	265,143.72	0.00	0.00	0.00	265,143.72	0 %	
Advances for Payroll	1990102000	0.00	28,948.00	169,010.72	67,185.00	0.00	265,143.72	0.00	0.00	0.00	265,143.72	0 %	
<b>GRAND TOTAL</b>		<b>80,235,000.00</b>	<b>4,627,763.00</b>	<b>30,532,429.72</b>	<b>4,940,295.00</b>	<b>0.00</b>	<b>40,100,487.72</b>	<b>0.00</b>	<b>0.00</b>	<b>0.00</b>	<b>(40,134,512.28)</b>	<b>-50 %</b>	

Certified Correct:   
 ELIZER JOY V. CAMBE  
 Accountant III  
 Date: October 8, 2025 08:55 AM

Certified Correct:   
 MIRASOL T. ZAPATA  
 SAO  
 Date: October 8, 2025 08:55 AM

Recommending Approval By:   
 ELIZIER B. LAZO  
 CAO  
 Date: October 8, 2025 09:57 AM

Approved By:   
 GREGORIO T. JURQUEZA JR.  
 President  
 Date: October 8, 2025 09:01 AM

This report was generated using the Unified Reporting System;

Status : SUBMITTED;

Date Printed : October 15, 2025 4:04 PM;

Date of initial submission : October 8, 2025 9:01 AM;

Date of final submission : October 8, 2025 9:01 AM

QUARTERLY REPORT OF REVENUE AND OTHER RECEIPTS  
As at the Quarter Ending September 30, 2025

Department : State Universities and Colleges (SUCs)  
 Agency/Entity : Abra State Institute of Science and Technology  
 Operating Unit : < not applicable >  
 Organization Code (UACS) : 08 015 000000  
 Fund Cluster : 06 - Business Related Funds

Classification/Sources of Revenue and Other Receipts	UACS CODE	REVENUE TARGET (Annual) per BESF	Actual Revenue and Other Receipts Collections					Cumulative Remittance/Deposits to Date			Variance		Remarks
			1st Quarter Ending March 31	2nd Quarter Ending June 30	3rd Quarter Ending September 30	4th Quarter Ending December 31	Total	Remittance to BTr	Deposited with AGDB	Total	Amount	%	
1	2	3	4	5	6	7	8=(4+5+6+7)	9	10	11=(9+10)	12=(8-3)	13=(12/3)	14
<b>Business Related Funds</b>		3,550,000.00	1,172,623.00	1,108,884.00	742,718.00	0.00	3,024,225.00	0.00	0.00	0.00	(525,775.00)	-15 %	
Revenue Collections		3,550,000.00	1,172,623.00	1,108,884.00	742,718.00	0.00	3,024,225.00	0.00	0.00	0.00	(525,775.00)	-15 %	
Cash Revenue		3,550,000.00	1,172,623.00	1,108,884.00	742,718.00	0.00	3,024,225.00	0.00	0.00	0.00	(525,775.00)	-15 %	
Non-Tax		3,550,000.00	1,172,623.00	1,108,884.00	742,718.00	0.00	3,024,225.00	0.00	0.00	0.00	(525,775.00)	-15 %	
Income from Hostels/Dormitories and other Like facilities	4020213000	3,550,000.00	91,476.00	99,975.00	147,833.00	0.00	339,284.00	0.00	0.00	0.00	(3,210,716.00)	-90 %	
Sale of Animals, Meat and Dairy	4020216006	0.00	1,061,147.00	1,006,909.00	594,885.00	0.00	2,664,941.00	0.00	0.00	0.00	2,884,941.00	0 %	
<b>GRAND TOTAL</b>		3,550,000.00	1,172,623.00	1,108,884.00	742,718.00	0.00	3,024,225.00	0.00	0.00	0.00	(525,775.00)	-15 %	

Certified Correct:

ELIZER JOY V. CAMBE

Accountant III

Date: October 8, 2025 08:55 AM

This report was generated using the Unified Reporting System;

Certified Correct:

MIRASOL T. ZAPATA

SAC

Date: October 8, 2025 08:55 AM

Date Printed: October 15, 2025 4:06 PM;

Recommending Approval By:

ELIZIER B. LAZO

CAO

Date: October 8, 2025 08:57 AM

Date of final submission: October 8, 2025 9:01 AM;

Approved By:

GREGORIO T. JURQUEZA JR.

President

Date: October 8, 2025 09:01 AM