

**QUARTERLY REPORT OF REVENUE AND OTHER RECEIPTS**  
As at the Quarter Ending March 31, 2024

Department : State Universities and Colleges (SUCs)  
 Agency/Entity : Abra State Institute of Science and Technology  
 Operating Unit : < not applicable >  
 Organization Code (UACS) : 08 015 0000000  
 Fund Cluster : 05 - Internally Generated Funds

Classification/Sources of Revenue and Other Receipts	UACS CODE	REVENUE TARGET (Annual) per BESF	Actual Revenue and Other Receipts Collections					Cumulative Remittance/Deposits to Date			Variance		Remarks	
			1st Quarter Ending March 31	2nd Quarter Ending June 30	3rd Quarter Ending September 30	4th Quarter Ending December 31	Total	Remittance to BTR	Deposited with AODS	Total	Amount	%		
			4	5	6	7	8=(4+5+6+7)	9	10	11=(9+10)	12=(8-11)	13=(12/8)		
Internally Generated Funds		71,377,000.00	5,968,747.84	0.00	0.00	0.00	0.00	5,968,747.84	0.00	0.00	0.00	(65,408,252.16)	-92 %	14
Revenue Collections		71,377,000.00	5,419,035.00	0.00	0.00	0.00	0.00	5,419,035.00	0.00	0.00	0.00	(65,957,965.00)	-92 %	
Cash Revenue		71,377,000.00	5,419,035.00	0.00	0.00	0.00	0.00	5,419,035.00	0.00	0.00	0.00	(65,957,965.00)	-92 %	
Non-Tax		71,377,000.00	5,419,035.00	0.00	0.00	0.00	0.00	5,419,035.00	0.00	0.00	0.00	(65,957,965.00)	-92 %	
Tuition Fees	4020201001	38,238,000.00	1,832,700.00	0.00	0.00	0.00	0.00	1,832,700.00	0.00	0.00	0.00	(36,405,300.00)	-95 %	
Income Collected from Students	4020201002	33,139,000.00	3,586,335.00	0.00	0.00	0.00	0.00	3,586,335.00	0.00	0.00	0.00	(29,552,665.00)	-89 %	
Other School Fees	4020201099	0.00	0.00	0.00	0.00	0.00	0.00	0.00	0.00	0.00	0.00	0.00	0 %	
Non-Revenue Collections/Other Receipts		0.00	148,712.84	0.00	0.00	0.00	0.00	148,712.84	0.00	0.00	0.00	148,712.84	0 %	
Cash Receipts		0.00	148,712.84	0.00	0.00	0.00	0.00	148,712.84	0.00	0.00	0.00	148,712.84	0 %	
Non-Tax		0.00	56,285.77	0.00	0.00	0.00	0.00	56,285.77	0.00	0.00	0.00	56,285.77	0 %	
Miscellaneous Income	4060999000	0.00	56,285.77	0.00	0.00	0.00	0.00	56,285.77	0.00	0.00	0.00	56,285.77	0 %	
Others		0.00	93,427.07	0.00	0.00	0.00	0.00	93,427.07	0.00	0.00	0.00	93,427.07	0 %	
Advances for Payroll	1990102000	0.00	93,427.07	0.00	0.00	0.00	0.00	93,427.07	0.00	0.00	0.00	93,427.07	0 %	
<b>GRAND TOTAL</b>		<b>71,377,000.00</b>	<b>5,968,747.84</b>	<b>0.00</b>	<b>0.00</b>	<b>0.00</b>	<b>0.00</b>	<b>5,968,747.84</b>	<b>0.00</b>	<b>0.00</b>	<b>0.00</b>	<b>(65,408,252.16)</b>	<b>-92 %</b>	

Certified Correct  
 ELIZER JOY V. CAÑIBE  
 Accountant II  
 Date: April 25, 2024 04:02 PM

Certified Correct  
 MIRASOL T. ZAPATA  
 Chief Budget Officer/SAO  
 Date: April 25, 2024 04:02 PM

Recommending Approval  
 ELIZER B. NAZO  
 Chief Administrative Officer  
 Date: April 25, 2024 04:03 PM


Approved By  
 GREGORIO T. ROSALES JR.  
 SUC President  
 Date: April 25, 2024 04:05 PM





**QUARTERLY REPORT OF REVENUE AND OTHER RECEIPTS**  
As at the Quarter Ending March 31, 2024

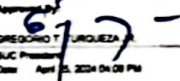
Department : State Universities and Colleges (SUCs)  
 Agency/Entity : Abra State Institute of Science and Technology  
 Operating Unit : < not applicable >  
 Organization Code (UACS) : 08 015 0000000  
 Fund Cluster : 06 - Business Related Funds

Classification/Source of Revenue and Other Receipts	UACS CODE	REVENUE TARGET (Annual) per BESF	Actual Revenue and Other Receipts Collections					Cumulative Remittance/Deposits to Date			Variance		Remarks	
			1st Quarter Ending March 31	2nd Quarter Ending June 30	3rd Quarter Ending September 30	4th Quarter Ending December 31	Total	Remittance to BTr	Deposited with AGDB	Total	Amount	%		
			4	5	6	7	8=(4+5+6+7)	9	10	11=(9+10)	12=(8-9)	13=(12/8)		
Business Related Funds		4,348,000.00	804,036.80	0.00	0.00	0.00	804,036.80	0.00	0.00	0.00	804,036.80	(3,541,963.20)	-81 %	
Revenue Collections		4,348,000.00	804,036.50	0.00	0.00	0.00	804,036.50	0.00	0.00	0.00	804,036.50	(3,541,963.50)	-81 %	
Cash Revenue		4,348,000.00	804,036.50	0.00	0.00	0.00	804,036.50	0.00	0.00	0.00	804,036.50	(3,541,963.50)	-81 %	
Non-Tax		4,348,000.00	804,036.50	0.00	0.00	0.00	804,036.50	0.00	0.00	0.00	804,036.50	(3,541,963.50)	-81 %	
Income from Hostels/Dormitories and other Like facilities	4020213000	348,000.00	143,769.00	0.00	0.00	0.00	143,769.00	0.00	0.00	0.00	143,769.00	(204,231.00)	-58 %	
Sale of Animals, Meat and Dairy	4020216006	4,000,000.00	660,267.50	0.00	0.00	0.00	660,267.50	0.00	0.00	0.00	660,267.50	(3,339,732.50)	-83 %	
<b>GRAND TOTAL</b>		<b>4,348,000.00</b>	<b>804,036.80</b>	<b>0.00</b>	<b>0.00</b>	<b>0.00</b>	<b>804,036.80</b>	<b>0.00</b>	<b>0.00</b>	<b>0.00</b>	<b>804,036.80</b>	<b>(3,541,963.20)</b>	<b>-81 %</b>	

  
 Certified Correct  
 ELIZER B. LUGO  
 Accountant III  
 Date: April 25, 2024 04:02 PM

  
 Certified Correct  
 MIRANOL T. ZAPATA  
 Chief Administrative Officer/SAO  
 Date: April 25, 2024 04:02 PM

  
 Recommending Approved By  
 ELIZER B. LUGO  
 Chief Administrative Officer  
 Date: April 25, 2024 04:03 PM

  
 Approved By  
 GREGORIO T. JURQUEZA  
 SUC President  
 Date: April 25, 2024 04:08 PM

