

QUARTERLY REPORT OF REVENUE AND OTHER RECEIPTS
As at the Quarter Ending September 30, 2023

Department : State Universities and Colleges (SUCs)
 Agency/Entity : Abra State Institute of Science and Technology
 Operating Unit : < not applicable >
 Organization Code (UACS) : 08 015 0000000
 Fund Cluster : 05 - Internally Generated Funds

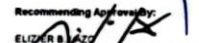
| Classification/Sources of Revenue and Other Receipts | UACS CODE | REVENUE TARGET (Annual) per BESP | Actual Revenue and Other Receipts Collections | | | | | Cumulative Remittance/Deposits to Date | | | Variance | | Remarks | |
|--|------------|----------------------------------|---|----------------------------|---------------------------------|--------------------------------|----------------------|--|---------------------|-------------|-------------|------------------------|--------------|----|
| | | | 1st Quarter Ending March 31 | 2nd Quarter Ending June 30 | 3rd Quarter Ending September 30 | 4th Quarter Ending December 31 | Total | Remittance to BTr | Deposited with AGDB | Total | Amount | % | | |
| | | | 4 | 5 | 6 | 7 | 8(4+5+6+7) | 9 | 10 | 11(9+10) | 12(9-1) | 13(12/9) | | 14 |
| Internally Generated Funds | | 84,359,000.00 | 32,349,929.90 | 8,450,448.35 | 4,235,136.31 | 0.00 | 46,035,515.56 | 0.00 | 0.00 | 0.00 | 0.00 | (18,323,484.44) | -28 % | |
| Revenue Collections | | 84,359,000.00 | 32,223,650.00 | 9,347,395.00 | 4,085,652.50 | 0.00 | 45,656,697.50 | 0.00 | 0.00 | 0.00 | 0.00 | (18,702,302.50) | -29 % | |
| Cash Revenue | | 84,359,000.00 | 32,223,650.00 | 9,347,395.00 | 4,085,652.50 | 0.00 | 45,656,697.50 | 0.00 | 0.00 | 0.00 | 0.00 | (18,702,302.50) | -29 % | |
| Non-Tax | | 84,359,000.00 | 32,223,650.00 | 9,347,395.00 | 4,085,652.50 | 0.00 | 45,656,697.50 | 0.00 | 0.00 | 0.00 | 0.00 | (18,702,302.50) | -29 % | |
| Other School Fees | 4020201099 | 84,359,000.00 | 32,223,650.00 | 9,347,395.00 | 4,085,652.50 | 0.00 | 45,656,697.50 | 0.00 | 0.00 | 0.00 | 0.00 | (18,702,302.50) | -29 % | |
| Cash Receipts | | 0.00 | 0.00 | 0.00 | 0.00 | 0.00 | 0.00 | 0.00 | 0.00 | 0.00 | 0.00 | 0.00 | 0 % | |
| Non-Tax | | 0.00 | 0.00 | 0.00 | 0.00 | 0.00 | 0.00 | 0.00 | 0.00 | 0.00 | 0.00 | 0.00 | 0 % | |
| Others | 4020221099 | 0.00 | 0.00 | 0.00 | 0.00 | 0.00 | 0.00 | 0.00 | 0.00 | 0.00 | 0.00 | 0.00 | 0 % | |
| Non-Revenue Collections/Other Receipts | | 0.00 | 126,279.90 | 103,054.35 | 149,483.81 | 0.00 | 378,818.06 | 0.00 | 0.00 | 0.00 | 0.00 | 378,818.06 | 0 % | |
| Cash Receipts | | 0.00 | 126,279.90 | 103,054.35 | 149,483.81 | 0.00 | 378,818.06 | 0.00 | 0.00 | 0.00 | 0.00 | 378,818.06 | 0 % | |
| Non-Tax | | 0.00 | 126,279.90 | 103,054.35 | 149,483.81 | 0.00 | 378,818.06 | 0.00 | 0.00 | 0.00 | 0.00 | 378,818.06 | 0 % | |
| Others | 4020221099 | 0.00 | 126,279.90 | 103,054.35 | 149,483.81 | 0.00 | 378,818.06 | 0.00 | 0.00 | 0.00 | 0.00 | 378,818.06 | 0 % | |
| GRAND TOTAL | | 84,359,000.00 | 32,349,929.90 | 8,450,448.35 | 4,235,136.31 | 0.00 | 46,035,515.56 | 0.00 | 0.00 | 0.00 | 0.00 | (18,323,484.44) | -28 % | |

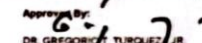
Certified Correct:

 ELIZER B. AZIZ
 Accountant II
 Date: October 24, 2023 09:33 AM

Certified Correct:

 MIRASOL T. ZAPATA
 SAO/Acting Budget Officer II
 Date: October 24, 2023 09:33 AM

Recommending Approvability:

 ELIZER B. AZIZ
 Chief Administrative Officer
 Date: October 24, 2023 09:36 AM

Approved By:

 DR. GREGORIO T. TURQUEZ, JR.
 SUC President
 Date: October 24, 2023 09:37 AM

This report was generated using the Unified Reporting System on November 3, 2023 2:04 PM. Status: SUBMITTED

QUARTERLY REPORT OF REVENUE AND OTHER RECEIPTS
As at the Quarter Ending September 30, 2023

Department : State Universities and Colleges (SUCs)
 Agency/Entity : Abra State Institute of Science and Technology
 Operating Unit : < not applicable >
 Organization Code (UACS) : 08 015 0000000
 Fund Cluster : 06 - Business Related Funds

| Classification/Sources of Revenue and Other Receipts | UACS CODE | REVENUE TARGET (Annual) per BESF | Actual Revenue and Other Receipts Collections | | | | | Cumulative Remittance/Deposits to Date | | | Variance | | Remarks |
|---|------------|----------------------------------|---|----------------------------|---------------------------------|--------------------------------|---------------------|--|---------------------|-------------|-----------------------|--------------|---------|
| | | | 1st Quarter Ending March 31 | 2nd Quarter Ending June 30 | 3rd Quarter Ending September 30 | 4th Quarter Ending December 31 | Total | Remittance to BTr | Deposited with AGDB | Total | Amount | % | |
| 1 | 2 | 3 | 4 | 5 | 6 | 7 | 8=(4+5+6+7) | 9 | 10 | 11=(9+10) | 12=(8-3) | 13=(12/3) | 14 |
| Business Related Funds | | 3,458,000.00 | 1,237,540.50 | 494,780.00 | 501,958.00 | 0.00 | 2,234,258.50 | 0.00 | 0.00 | 0.00 | (1,223,741.50) | -35 % | |
| Revenue Collections | | 3,458,000.00 | 1,211,540.50 | 494,780.00 | 501,958.00 | 0.00 | 2,208,258.50 | 0.00 | 0.00 | 0.00 | (1,249,741.50) | -36 % | |
| Cash Revenue | | 3,458,000.00 | 1,211,540.50 | 494,780.00 | 501,958.00 | 0.00 | 2,208,258.80 | 0.00 | 0.00 | 0.00 | (1,249,741.50) | -36 % | |
| Non-Tax | | 3,458,000.00 | 1,211,540.50 | 494,780.00 | 501,958.00 | 0.00 | 2,208,258.50 | 0.00 | 0.00 | 0.00 | (1,249,741.50) | -36 % | |
| Income from Hostels/Comitorines and other Like facilities | 4020213000 | 458,000.00 | 87,230.00 | 145,040.00 | 113,252.00 | 0.00 | 345,522.00 | 0.00 | 0.00 | 0.00 | (112,478.00) | -25 % | |
| Other Sales | 4020218099 | 3,000,000.00 | 1,124,310.50 | 349,720.00 | 388,706.00 | 0.00 | 1,862,736.50 | 0.00 | 0.00 | 0.00 | (1,137,263.50) | -38 % | |
| Non-Revenue Collections/Other Receipts | | 0.00 | 28,000.00 | 0.00 | 0.00 | 0.00 | 28,000.00 | 0.00 | 0.00 | 0.00 | 28,000.00 | 0 % | |
| Cash Receipts | | 0.00 | 28,000.00 | 0.00 | 0.00 | 0.00 | 28,000.00 | 0.00 | 0.00 | 0.00 | 28,000.00 | 0 % | |
| Non-Tax | | 0.00 | 28,000.00 | 0.00 | 0.00 | 0.00 | 28,000.00 | 0.00 | 0.00 | 0.00 | 28,000.00 | 0 % | |
| Others | 4020221099 | 0.00 | 28,000.00 | 0.00 | 0.00 | 0.00 | 28,000.00 | 0.00 | 0.00 | 0.00 | 28,000.00 | 0 % | |
| GRAND TOTAL | | 3,458,000.00 | 1,237,540.50 | 494,780.00 | 501,958.00 | 0.00 | 2,234,258.50 | 0.00 | 0.00 | 0.00 | (1,223,741.50) | -35 % | |

Certified Correct:


 MIRA SOL T. ZAPATA
 SAC, Acting Budget Officer II

Certified Correct:

 MIRA SOL T. ZAPATA
 SAC, Acting Budget Officer II
 Date: October 24, 2023 08:33 AM

Recommending Approval By:

 ELMER V. LUGO
 Chief Accounting Officer
 Date: October 24, 2023 08:36 AM

Approved By:

 GREGORIO T. ROQUEZA JR.
 SUC President
 Date: October 24, 2023 08:31 AM